

MOTORS


PREMIER CSM550 PREMIER CSM400 ELECTRONIC SERVO MOTORS



Adjustable Speed
(0-3450 r.p.m.)



Built-in
6v Light
Socket
Adjustable Rotation
(Forward/Reverse)



Complete Hardware

FEATURES

- Uses the same mounting holes as a clutch motor
- High Torque D.C. Electronic Servo Motor
- Switch, Cord and Plug included
- Easy to adjust speed with the Control Knob
- Reversible with Switch
- Quiet operation, silent when in stopped position
- No clutch disc required
- Energy efficient circuitry
- Amco 3/4" shaft standard

SPECIFICATIONS

MODEL: CSM550	MODEL: CSM400
POWER: 550 Watts	POWER: 400 Watts
3/4 Horsepower	1/2 Horsepower
VOLTS: 110 V	VOLTS: 110 V
FREQ: 60 Hz	FREQ: 60 Hz
PHASE: SINGLE	PHASE: SINGLE
RPM: 0-3450	RPM: 0-3450

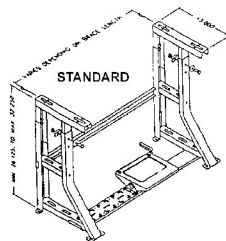

SERIES KP 1/2 / 3/4 / 1 Horsepower CLUTCH MOTORS



- Dual voltage (110/220), single phase
- Energy Efficient Circuitry
- Prelubricated Sealed Ball Bearings
- Built-in Light Receptacle
- Reversing Plug (*single phase only*)
- 3/4" Pulley shaft
- Energy Efficient Circuitry
- Prelubricated Sealed Ball Bearings
- Vibration Absorbing Rubber Motor Mounts
- Belt Pulley Guard

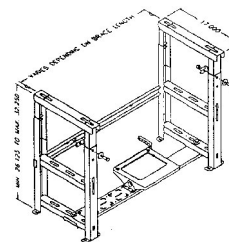
STANDS LEGS TABLES

- Lights, Thread Stands, Ruler Tape and all accessories available.
- Table tops cut to fit your machine.
- Knock-Down and Assembled Stands in most styles



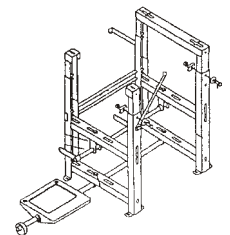
"K" STYLE

STANDARD	WIDTH	HEIGHT ADJ.
302	15	26-1/8 to 32-1/4
302HB	17	35-3/4 to 42
X-WIDE	WIDTH	HEIGHT ADJ.
302XW	23	26-1/8 to 32-1/4
302XWHB	23	34 to 41-3/4



"H" STYLE

H-LEG	WIDTH	HEIGHT ADJ.
301H	17	26-1/8 to 32-1/4
301HB	17	35-3/4 to 42
301HXW	24	26-1/8 to 32-1/4
301HXXW	26	26-1/8 to 32-1/4



SPACE SAVER LEGS

ITEM #	WIDTH	HEIGHT
302SS	18-3/4	28-3/8

* Speed depends on materials, thread and operation
Specifications subject to change without notice.